

RECYCLING – SOLID WASTE INITIATIVE QUARTERLY REPORT

BOROUGH OF LINCOLN PARK

OCTOBER 1 – DECEMBER 31, 2009

Mayor David A. Runfeldt

Council President Louis J. Pepe

DPW Superintendent Tom Piorkowski

Recycling Coordinator Kevin Mackey

Administrator Sean P. Canning

Submitted: January 11, 2010

TABLE OF CONTENTS

<u>Executive Summary</u>		3
<u>Tipping Fees</u>		4
	Table A	6
	Table B	7
	Table C	8
	Table D	9
<u>Glass comingled</u>		10
	Table E	10
<u>Paper comingled</u>		11
	Table F	11
	Table G	12
<u>Route 1</u>		13
	Table H	13
<u>Route 2</u>		14
	Table I	14
<u>Route 3</u>		15
	Table J	15
<u>Vegetative Waste</u>		16
	Table K	16
	Table L	17
<u>Financial Impact</u>		18
<u>Traffic Analysis</u>		20

EXECUTIVE SUMMARY

In July of 2009 the Mayor presented the Lincoln Park Borough council a solid waste and recycling plan to address the recurring costs of the recycling program and opportunities to save excess municipal expenditures. The plan prepared in conjunction with Mayor Runfeldt, Tom Piorkowski DPW Superintendent, Kevin Mackey Recycling Coordinator, Sean Canning Borough Administrator and feedback and ideas solicited from the Borough Council were evaluated over several months. Following approval of the plan and a revamping of our operations in all facets of the recycling and solid waste program the plan was implemented in phases from September 1 to October 1, 2009.

This quarterly report is the first report stemming from the new approach. This summary will examine the overall goals and short-term objectives as established in July of 2009 and the first objective returns based upon those objectives and goals.

The initial returns of the effort are indeed promising and the momentum gained thus far should be sustained into the future with re evaluation of the program periodically to ensure total quality management as an ongoing process.

TIPPING FEES

Tipping fees are the single largest recurring cost that this effort was to take aim at in an effort to rein in this aspect of municipal spending. In 2008 a total of \$430,726.64 was paid and \$478,000 was budgeted in this line item for 2009 for weight of solid waste generated by the Borough of Lincoln Park. While this amount included household waste it also included the excess open dumpsters located at the recycling center of which a streamlining of the bulk dumpster and elimination of the solid wood dumpster were proposed.

The initial goal of the recycling program by diverting solid recycling waste out of the tipping fee stream and into the recycling stream was an overall goal of reduction of the tipping fee line item by 20%. The current 2010 administrative budget based upon preliminary numbers has made a substantial cut in its proposal by eliminating \$78,000 in the tipping fee line item. To be sure we are being somewhat cautious in this approach as we have one quarter of data to support our position and further reductions may be in order as the program continues. As can be noted (Table A) the tipping fee amounts as shown historically by quarter were consistent until July of 2009 when publication of the Boroughs new initiative were first disseminated. As can be seen by the average weight (Table B) dropped significantly since the onset of the program indicating and affirming our prior analysis of excess weight going into the solid waste stream unnecessarily. Further savings will be anticipated as the MUA intends on raising its tipping fee rates in January 2010. The current trend based upon the fourth quarter of 2009 indicates a yearly tipping fee assumption for residential solid waste of \$260,000- \$300,000 range which is a significant achievement over prior years.

Finally in regard to tipping fees a major adjustment was undertaken in eliminating a wood dumpster which was subject to severe abuses and incurring large bulk waste costs. With greater oversight in the compactor area but still enabling residents to avail themselves of the ability to rid themselves of bulk waste the tonnage of bulk from this area has dropped tremendously (Table C). The drop in tonnage as solid bulk waste during non-bulk pickup months has been reduced greatly as can be observed by cost per month (Table D).

The ability for regular bulk pickup is still available through the method of personal transport to the recycling center on Fridays and Saturdays as well as Tuesday pickup upon appointment. The residents may contact the Administrators office the prior week and a

Tuesday pickup is then scheduled. In addition the quarterly bulk pickup dates are a regular that will not be eliminated.

The result has been a confirmation of our analysis of abuse at the wood dumpster due to out of town residents, contractors and landlords abusing the availability of the dumpster. The result has been a providing of service to our residents but accountability for non-residents and contractors.

TIPPING FEES			
2007	Charge	Weight	Rate
january	\$36,088.46	451.67	79.90
february	\$28,338.96	337.77	83.90
march	\$32,441.63	386.67	83.90
april	\$37,768.45	450.16	83.90
may	\$38,665.33	460.85	83.90
june	\$41,271.29	491.91	83.90
july	\$43,468.64	518.1	83.90
august	\$40,316.46	480.53	83.90
september	\$32,884.64	391.95	83.90
october	\$40,695.73	485.05	83.90
november	\$36,253.20	432.1	83.90
december	\$33,555.00	399.94	83.90
Total 2007	\$441,747.79	5286.7	

january	\$35,665.90	425.1	83.90
february	\$29,067.18	346.45	83.90
march	\$31,152.10	371.3	83.90
april	\$39,867.97	458.78	86.90
may	\$38,869.51	447.29	86.90
june	\$38,564.48	443.78	86.90
july	\$41,068.97	472.6	86.90
august	\$34,351.56	395.3	86.90
september	\$36,306.83	417.8	86.90
october	\$37,115.03	427.1	86.90
november	\$31,465.64	362.09	86.90
december	\$37,231.47	428.44	86.90
Total 2008	\$430,726.64	4,996.03	

january	\$30,726.14	353.58	86.90
february	\$26,541.01	305.42	86.90
march	\$31,958.36	367.76	86.90
april	\$35,475.19	408.23	86.90
may	\$35,440.47	407.83	86.90
june	\$37,942.28	436.62	86.90
july	\$38,146.53	438.97	86.90
august	\$26,676.57	306.98	86.90
september	\$26,845.16	308.92	86.90
october	\$24,183.27	278.3	86.90
november	\$23,244.04	264.48	86.90
december	\$24,307.00	279.72	86.90
Total 2009	\$361,486.02	4,156.81	

TABLE A

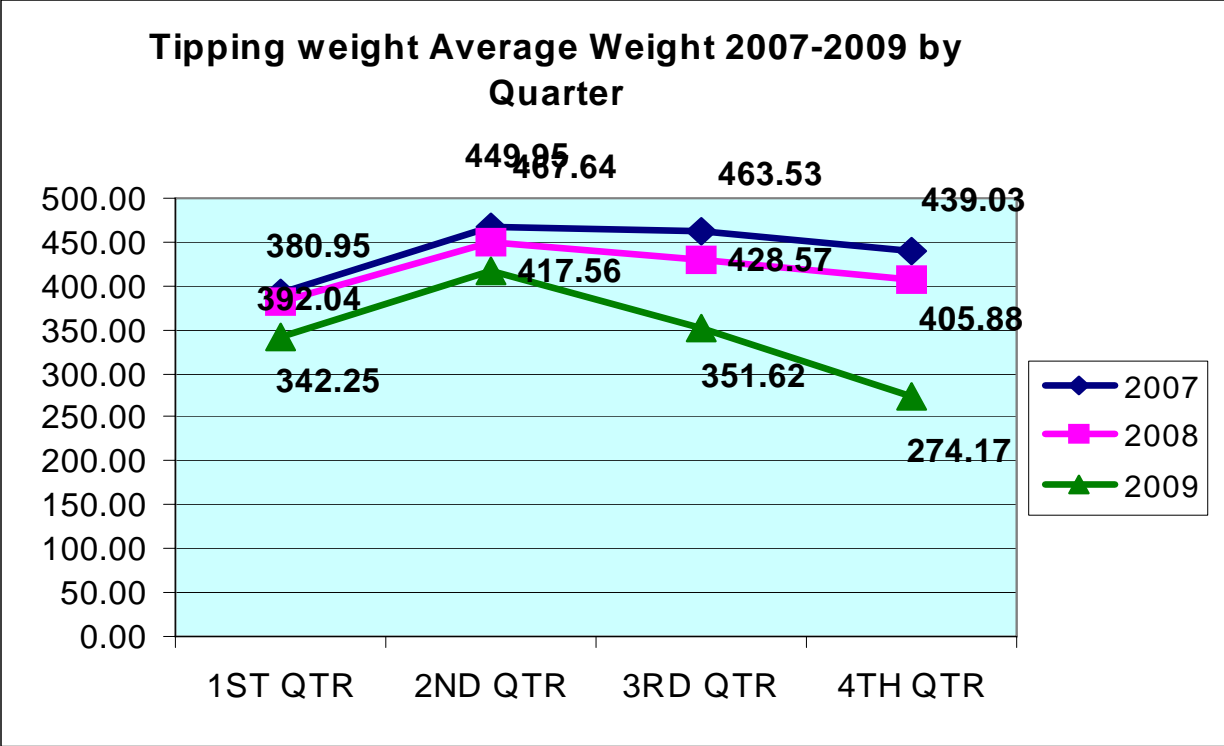


TABLE B

Non bulk pickup months

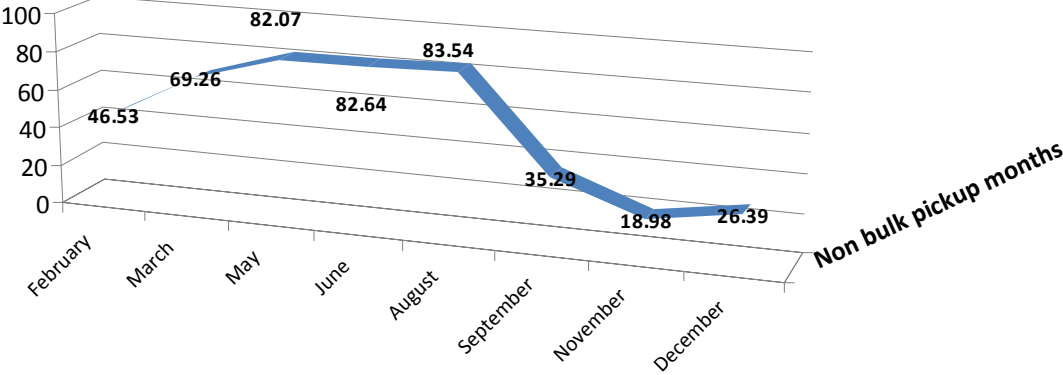
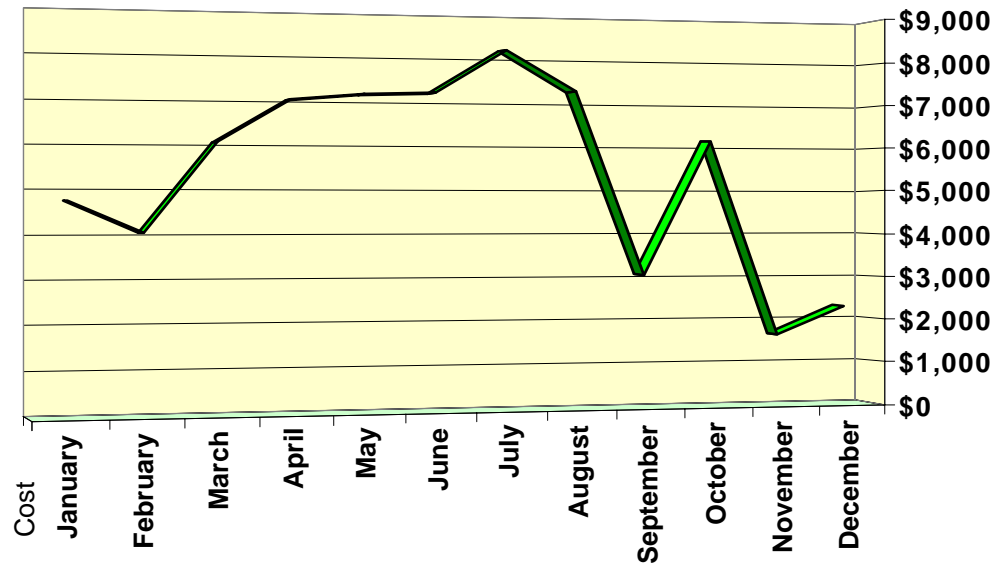


Table C

Bulk tipping fees



	January	February	March	April	May	June	July	August	September	October	November
■ Cost	\$4,743	\$4,043	\$6,042	\$7,003	\$7,132	\$7,181	\$8,166	\$7,260	\$3,066	\$6,142	\$1,647

Table D

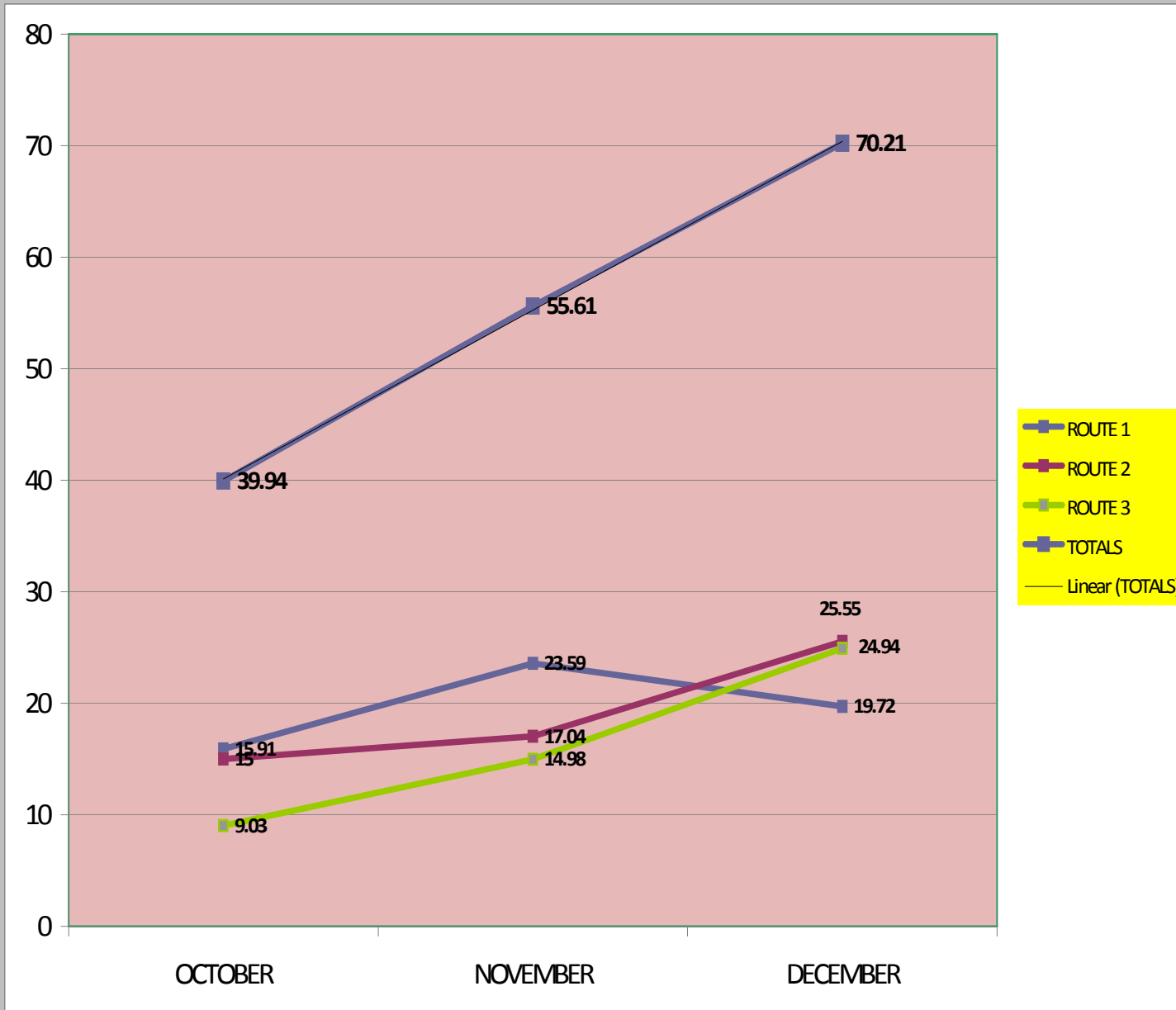
GLASS COMINGLED



Table E

One of the selling points to make the program more acceptable to the residents has been the availability of comingled glass and comingled paper. This program has made ease of use for the average resident far more desirable and the tonnage increase through curbside pickup. As a result of the initiative the tonnage at the center has been reduced although is still utilized. As can be seen from the below tables the total tonnage at curbside has steadily risen through the three designated routes the Borough of Lincoln Park has designated. (Table E).

PAPER COMINGLED



As with Glass comingled the paper comingled has been successful in allowing residents ease of use and buy in. The tonnage again has risen through the program as time has moved forward. (Table F).

Lastly in the area of total weight of recyclables as can be observed from Table G the total weight at the recycling center has decreased but has not been a one for one exchange with curbside as the total weight of our recyclables has risen significantly and is reflected in the reduction in tipping fees and increases in our recycling material.

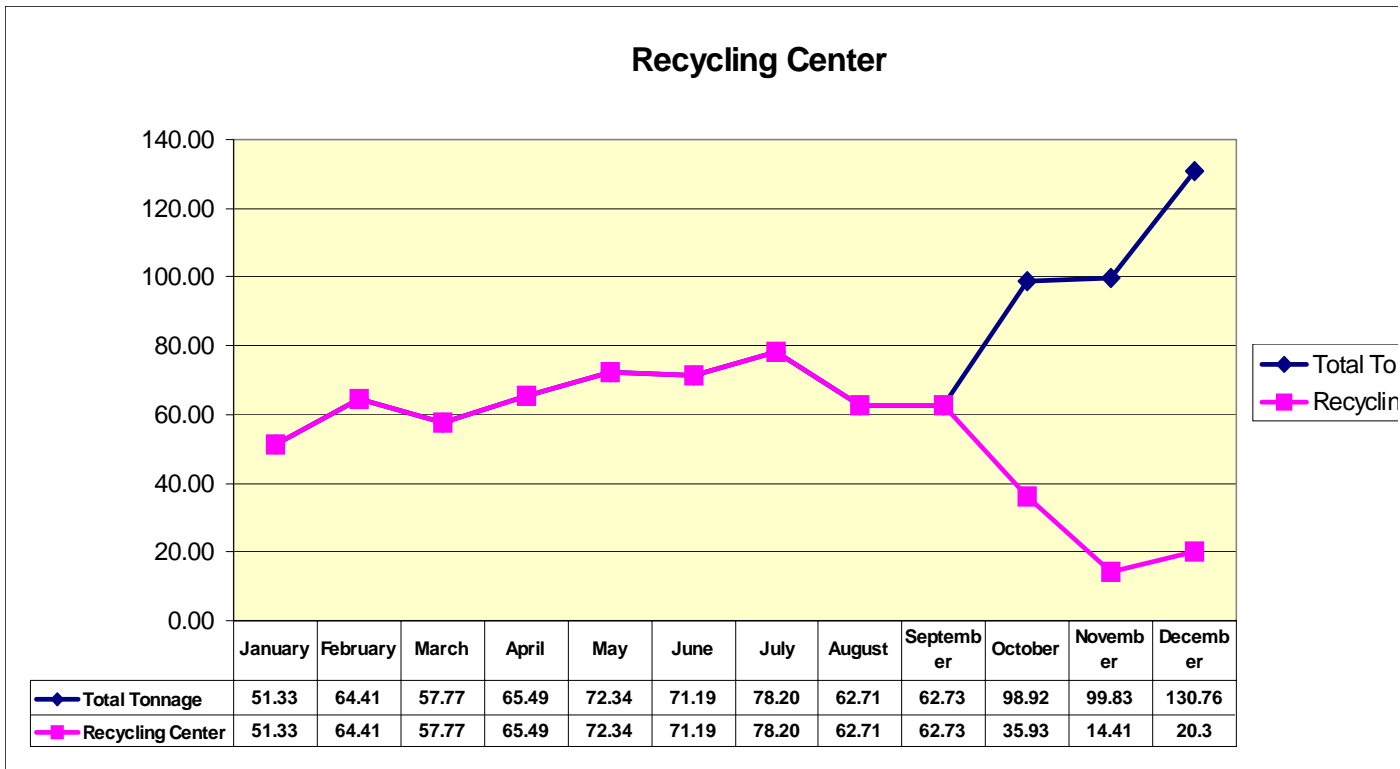


Table G

ROUTE 1

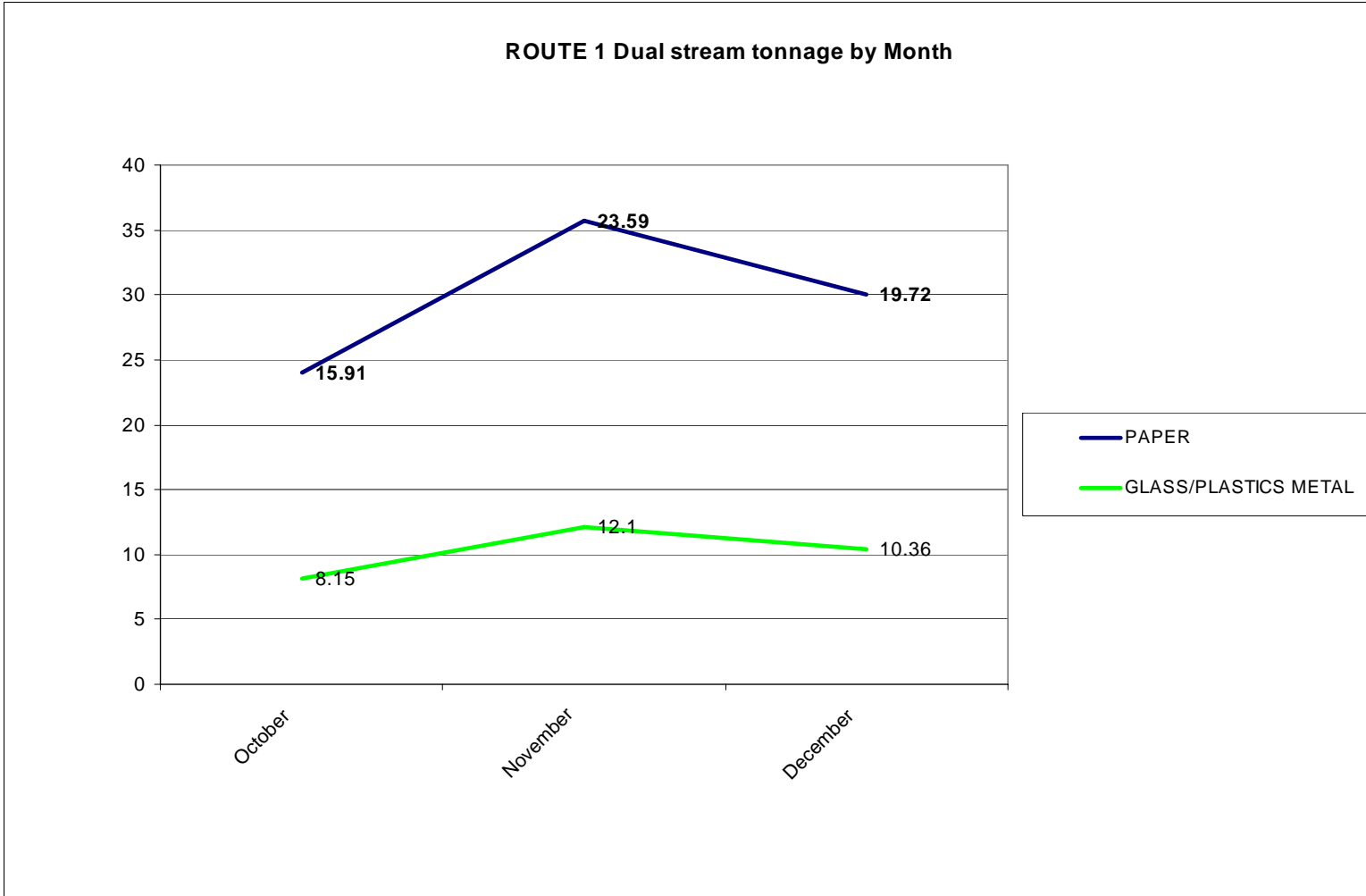
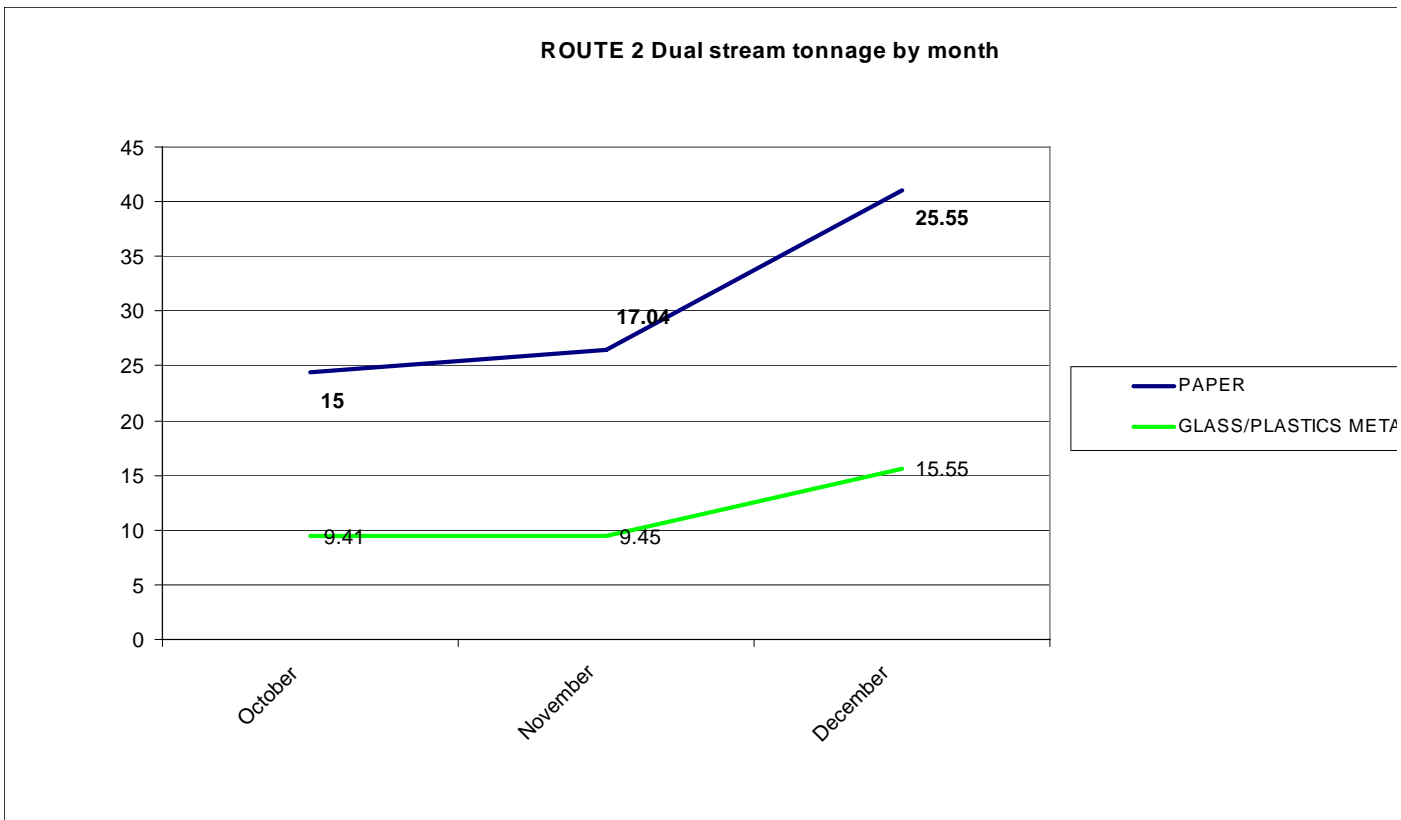


Table H

ROUTE 2

Table I



ROUTE 3

ROUTE 3 Dual stream tonnage by Month

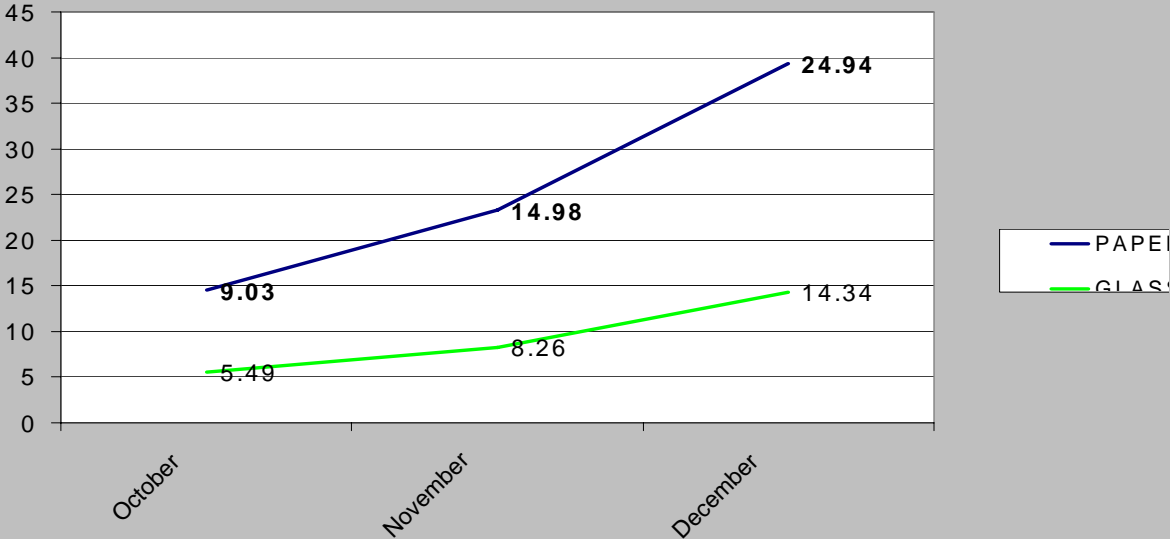


Table J

VEGETATIVE WASTE

The area of vegetative waste encompasses three distinct sub categories. That of leaf pickup and disposal, brush pickup, disposal along with brush drop off at the recycling center and finally grass pickup and disposal.

In July of 2009 the below listed (Table K) depicts the boroughs costs in pickup and disposal of vegetative waste.

Table K

Waste product	Labor and Disposal costs	
Brush pickup, drop off and chipping	\$27,500.00	
Leaf pickup	\$28,000.00	
Grass disposal	\$7,000.00	
Total pre reform	\$62,500.00	

In July of 2009 some reforms were put into place and most recently January of 2010 a new reform was added which will greatly benefit the residents. The initial reform was to sub contract out to Roselle as part of the solid waste bid brush pickup for 6 times per year for \$12,000.00 for five years. This is cheaper than what the Borough can conduct in house. In addition at that time the brush pile option for drop off at the recycling center was eliminated to save on the disposal costs. At the time there was in place a strategy which was brought to fruition in January of 2010 with the engagement in disposal contract with a local company thereby eliminating the disposal costs and enabling the Borough to reopen the brush drop off option at the recycling center. Table L indicates current costs as of January 2010 and anticipated moving forward in light of the new arrangement.

Table L

Waste product	Labor and Disposal costs	Savings from July 2009
Brush pickup, drop off and chipping	\$12,000.00 (Roselle)	
Leaf pickup	\$0.00	
Grass disposal	\$0.00	
Total post reform	\$12,000.00	\$50,500.00

FINANCIAL IMPACT

There are several considerations to take into account when observing financial impact upon any solid waste/ recycling effort and can be broken down as follows:

1. Municipal spending from reduction in bulk waste, tipping fees, vegetative waste and projection over the course of one year.

This has been addressed previously; the total savings in solid waste reduction and diversion are significant and listed below. It should be cautioned these projections are only based upon 1 quarter of positive performance.

<u>Item</u>	<u>4th qtr 2009</u>	<u>2010 projection</u>
Tipping fee reduction from 4 th qtr 2008	\$34,078.00	\$136,311.32
Wood dumpster elimination	\$13,750.00	\$55,000.00
Bulk Dumpster	\$8,129	\$32,516.88
Totals	\$55,957.00	\$223,828.00

2. Overall revenue received from recycling materials.

- a. Curbside alone recycling materials with projection over one full year.

<u>Item</u>	<u>4th qtr 2009</u>	<u>2010 projection</u>
4 th quarters curbside recycling revenue	\$9,889.29	\$39,557.16

b. Curbside with recycling center 4th quarter with projection over one year.

<u>Item</u>	<u>4th qtr 2009</u>	<u>2010 projection</u>
4 th quarters curbside recycling revenue	\$9,889.29	\$39,557.16
2009 recycling center 4 th qtr	\$2,831.25	\$11,326.00
Totals		\$50,883.16

c. 2009 year totals center and 4th quarter efforts

<u>Item</u>	<u>4th qtr 2009</u>
4 th quarters curbside recycling revenue	\$9,889.29
2009 recycling center	\$23,869.13 (entire 2009 year)
Totals	\$33,758.42

3. Labor costs associated with curbside recycling efforts. Labor costs for personnel were NOT expanded due to recycling revamping, any salaries and wages were already pre existent within the DPW and the figures do not represent an increase in the municipal budget but were re allocated through internal management controls.

It is beneficial to track these costs however should the Borough enter into discussions with other municipalities in the future in offering a shared service and the recompense that would be minimally required for the Borough of Lincoln Park.

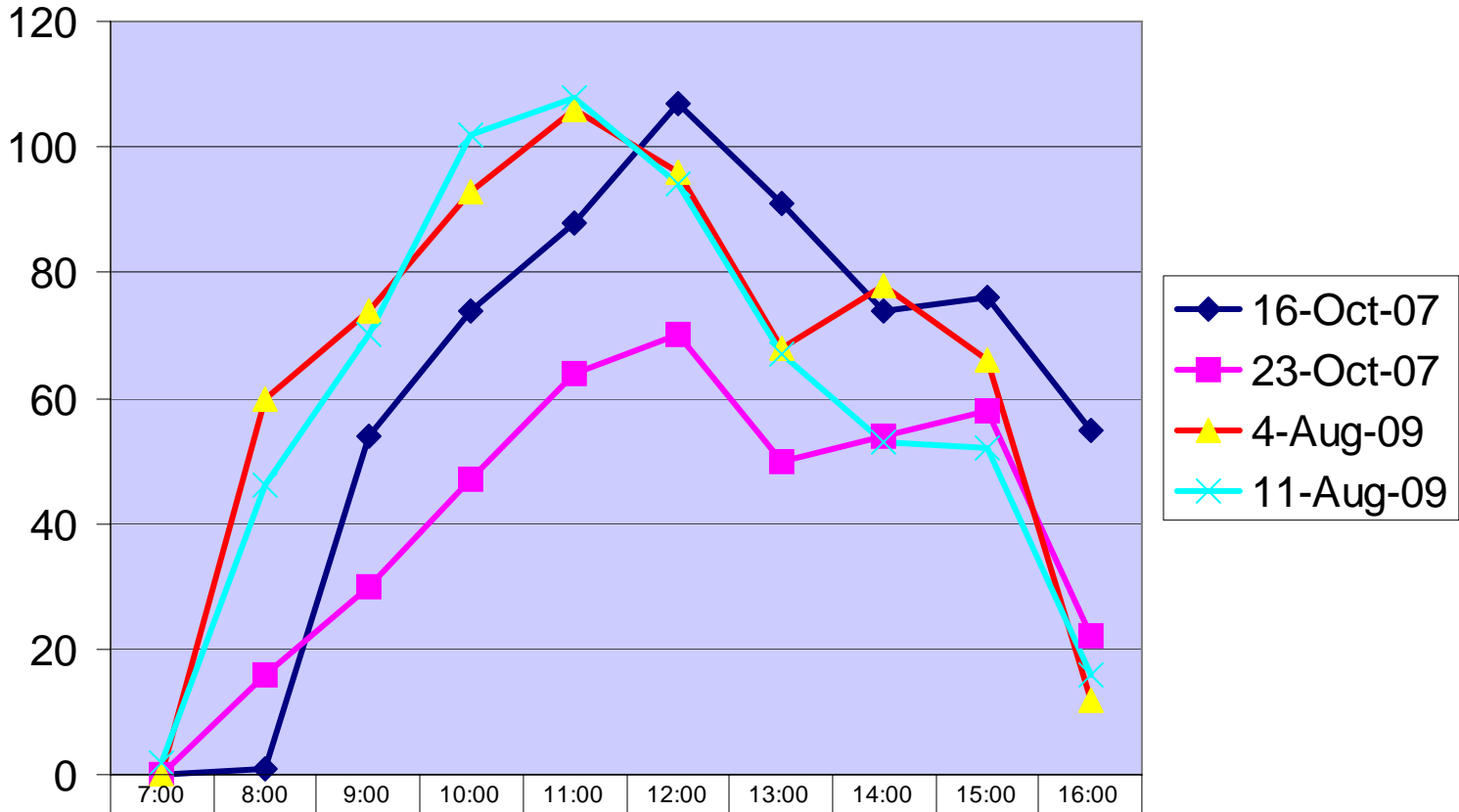
<u>Labor Costs 4th qtr</u>	<u>Projection over 1 year</u>
\$28,477.63	\$113,910.00

TRAFFIC ANALYSIS

Traffic analysis studies have been conducted over two weekends in 2007 and again in August of 2009 to establish a baseline count. The next analysis will be conducted in spring of 2010, as winter is somewhat problematic due to snow plowing needs and the equipment, which must be laid on the ground to enable the study.

The vehicle traffic and times appear to be fairly consistent with traffic at the center on Saturdays prior to recycling curbside being incorporated. We eagerly await the results of several Saturdays to determine any impact upon the center with curbside recycling in place.

Vehicle Traffic Recycling Center



	7:00	8:00	9:00	10:00	11:00	12:00	13:00	14:00	15:00	16:00
16-Oct-07	0	1	54	74	88	107	91	74	76	55
23-Oct-07	0	16	30	47	64	70	50	54	58	22
4-Aug-09	0	60	74	93	106	96	68	78	66	12
11-Aug-09	2	46	70	102	108	94	67	53	52	16